

KAMAR[®]

HEATMOUNT[®] DETECTORS

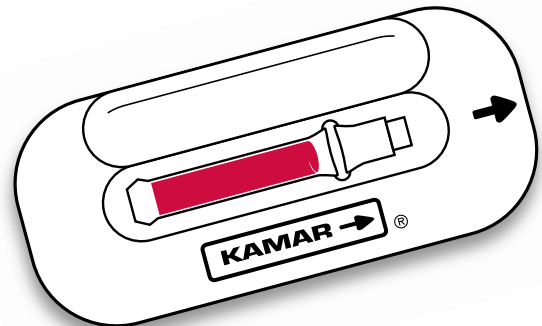
Bovine Heat Detection Aid

Benefits

- Improve herd conception rates
- Reduce calving intervals
- Help identify standing heats
- Catch cows at night when majority of standing heats occur
- Lower per-head insemination expenses
- Provide for more profitable A.I.

How It Works:

A **KAMAR[®]** HEATMOUNT[®] detector is glued onto the tailhead of a cow. When a cow wearing a **KAMAR[®]** detector is mounted by a herd mate, constant pressure from the brisket of the mounting animal turns the detector red. This leaves a visible indication that the cow stood to be ridden and therefore may be in heat and ready to breed. Other signs of heat should always be watched for to confirm that the red **KAMAR[®]** detector resulted from standing heat. **KAMAR[®]**'s built-in timing mechanism gives a breeder a unique advantage over other heat detection aids.



Inside each detector is a tube filled with red dye. Pressure applied by a mounting animal will expel the dye from the tube, turning the plastic cover bright red.

Distributed by:



Steamboat Springs, CO 80487 USA
1-800-345-8846
US Fax 1-970-870-0461
Website www.kamarinc.com
E-mail info@kamarinc.com

Heat Detection Management:

Accurate heat detection is one of the most important management functions that can affect the success and profitability of any A.I. program. Catching cows in heat, on time will result in higher conception rates, reduced calving intervals and lowered insemination expenses. Regular visual observation of cattle for signs of heat is at the core of any successful heat detection program. This should include twice a day observation in the early morning and late evening hours.

Several factors can limit the success of visual observations as the only method of identifying cows in heat. The majority of standing heat behavior occurs at night when watching cattle for heat is not very practical. In addition, the length of time cows will display standing heat can vary widely, from less than 8 hours to more than 16 hours. Those cows that show signs of heat for less than 12 hours can easily be missed between visual observations that are conducted only in the early morning or late evening hours.

Proven Success:

Research has proven that adding **KAMAR® HEATMOUNT®** detectors as a supplement to visual observation can increase the number of heats caught over visual observation alone. This is done simply by helping to identify those cows that stand in heat **between** visual observation periods. **KAMAR®** detectors provide one additional sign that estrus has occurred which gives a breeder an important edge in his breeding efficiency. As the following charts indicate, accuracy and efficiency can be greatly improved as well.

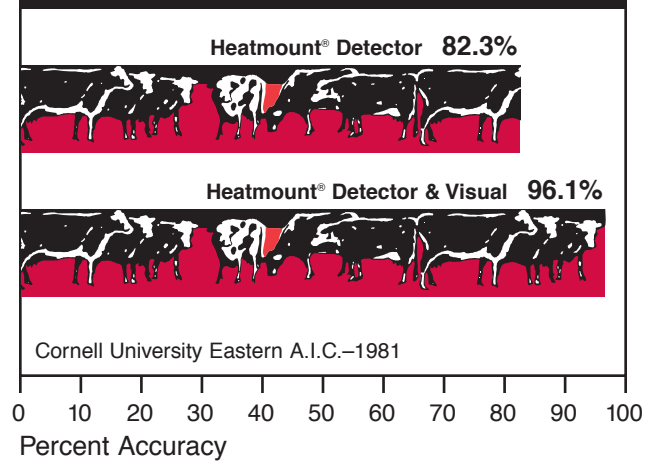
Application Procedures:

- 1 When necessary, curry the tailhead area to remove dirt and loose hair.
- 2 Normal hair length is desirable to provide the foundation for adhesive penetration and staying power. Excessively long hair should be trimmed back to normal hair length.
- 3 Apply adhesive onto the prepared area of the tailhead and work it deep into the hair with the spreader (or an old ear tag) to assure deep penetration. This is very important to provide a strong foundation for maximum adhesion.
- 4 Apply a thin layer of adhesive to the back of the detector and spread it out evenly.
- 5 With the arrow pointing forward, place the detector on the cow and press down firmly on the outer cloth portion.

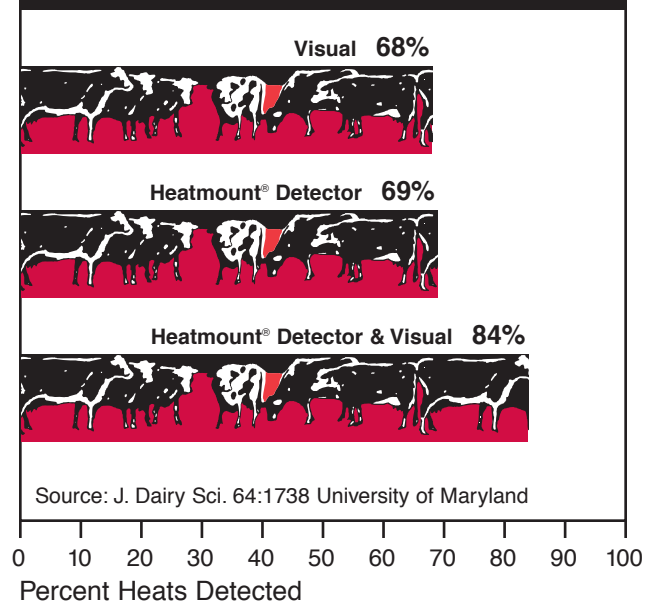
Note: Too much adhesive can weaken the staying ability of the detector; avoid over-gluing!

Properly applied detectors can be rubbed off as a result of aggressive standing heat behavior. Cows with missing detectors should be highly suspect for heat.

Accuracy



Efficiency



Storage and Expiration Date:

Store detectors in a cool, dry place. Detectors are fresh through date stamped on the box when stored as directed



Steamboat Springs, CO 80487 USA
1-800-345-8846
 US Fax 1-970-870-0461
 Website www.kamarinc.com
 E-mail info@kamarinc.com